

CLARK

WPX⁴⁵



Max Load Capacity
4500 lbs.
(2040 kg)

CLARK

ONE PURPOSE
ONE BRAND
ONE LEGACY
ONE CENTURY

CLARK

CLARK

WARNING

Highly Maneuverable, Easily Serviceable, Broadly Flexible, Extremely Dependable

WPX...The foundation of the **CLARK Powrworker**® line continues to set the standard for rugged dependability since its introduction as the industry's first hydraulically powered low-lift in 1920.

24 Volts

24-Volt AC inverter travel control with matching drive motor provide high performance throughout the entire speed range.

- Travel, lift, and lower functions are located in the ergonomic operator handle. All operator controls are accessible without having to lift the hand from the handle.



- **THE CLARK PartsPRO® SYSTEM** is our industry-leading electronic parts and service documentation tool that provides dealers with a quick and accurate method of identifying parts for every CLARK forklift built since 1961. PartsPRO® ensures the availability of the most current technical information and has the unique capability to create parts manuals specific to your mixed CLARK fleet, making it simple to positively identify and order the correct part(s) from your local CLARK dealer. The right CLARK part —
The First Time, Every Time.

Maximum Maneuverability + AC Performance =
Ultimate Productivity & Value

DEPENDABLE PARTS
=
DEPENDABLE TRUCKS



- Tapered slides enhance pallet entry and exit.
- Optional Pallet entry rollers available.

WPX45 STANDARD FEATURES & BENEFITS

DRIVE UNIT

■ Optimized gear technology

- State of the art optimized gear technology supplies advantages such as low noise level, high efficiency and high performance.

■ Drive motor mount

- Vertical drive motor is directly mounted to the gear housing increasing component life.




■ Drive train

- Oil bathed hypoid bevel gear drive train with tapered roller bearings transfers power to the axle.


HYDRAULIC SYSTEM

■ Lift cylinder has durable, hard chrome-plated rod.



Available Equipment

- Cold conditioning
- Rubber lug drive tire
- Fork entry rollers
- Load Back Rest — 48" or 60"
- Fork Widths — 18" or 21" available
- Fork lengths — 36", 42", 48"* , or 60" available (*standard)
- 8" or 9" battery compartment available depending on battery type (8" for AGM. 9" for wet cell or industrial)



AC MOTOR/CONTROL

■ 24-Volt AC Inverter


- Travel control with matching drive motor provides high performance throughout the entire speed range.

■ Travel Speed

- Remains constant relative to throttle position regardless of load - neutral braking offers predictable performance.

■ Additional Features

- Separately fused power control circuits, quick disconnect EPD power cut off, hour meter / battery discharge indicator combination gauge and lift lock out complete the system.



BRAKE DESIGN


■ Electromagnetic Brake

- Mounted on the motor armature shaft multiplying the braking power through the transmission.

■ Top-Mounted Brake

- Design keeps brake away from dirt and debris.
- Parking brake is automatically applied when truck stops or when handle is released.
- System features anti-roll back and neutral braking.


WPX45 STANDARD FEATURES & BENEFITS



PALLET ENTRY/EXIT

■ Easy Pallet Access

- Fork construction and pallet entry slides allow easy pallet entry by lifting the fork up and over bottom board.



LIFTING MECHANISM/UNDERCARRIAGE

■ Adjust-ability

- Fully adjustable pull rods and torsion bar extend operating life in delivery truck and dock use applications.

■ Ease of maintenance

- Eight easily accessible grease points.



ERGONOMIC STEER/CONTROL HANDLE

■ Solid steel tubing

- Solid steel tubing arm and handle designed to outlast cast aluminum or plastic designs.

■ Operator Control

- Handle offers travel, lift and lower functions all accessible without the operator having to lift a hand from the handle.

■ Angle grips

- Designed to allow easy operation with either hand.

■ Wrap around steel guard

- Reversing switch, thumb control, lift buttons, and horn are standard.

■ Minimum steering effort

- Low mounted tiller arm offers excellent operator comfort.

■ Gas assisted spring handle

- Gently returns handle to vertical position.

■ Crawl speed function

- With the steer handle at 5° back-tilt from vertical position operator has ease of use in tight areas.

GENERAL DATA & STANDARD DIMENSIONS

Battery Compartment Dimensions

	Width (W) inches (mm)	Length (L) inches (mm)	Height (H) inches (mm)
Small	26.4 (670)	8.1 (205)	Open
Large	26.4 (670)	9.1 (231)	Open

Pallet Specifications

	inches	mm
Type: Double Faced Wood		
Size: Length	48	1219
Width (min-max)	32-48	813-1219
Bottom Board		
Nominal Thickness	0.75	19

Available Fork Lengths

Nominal Length		Actual Length	
inches	mm	inches	mm
36	914	33.5	853
42	1067	39.5	1005
48	1219	45.5	1158
60	1524	57.5	1462

Notes

Performance may vary +5% and -10% due to motor and systems efficiency tolerance. The performance shown represents nominal values which may be obtained under typical operating conditions with a standard machine.

ANSI/ITSDF and Insurance Classification

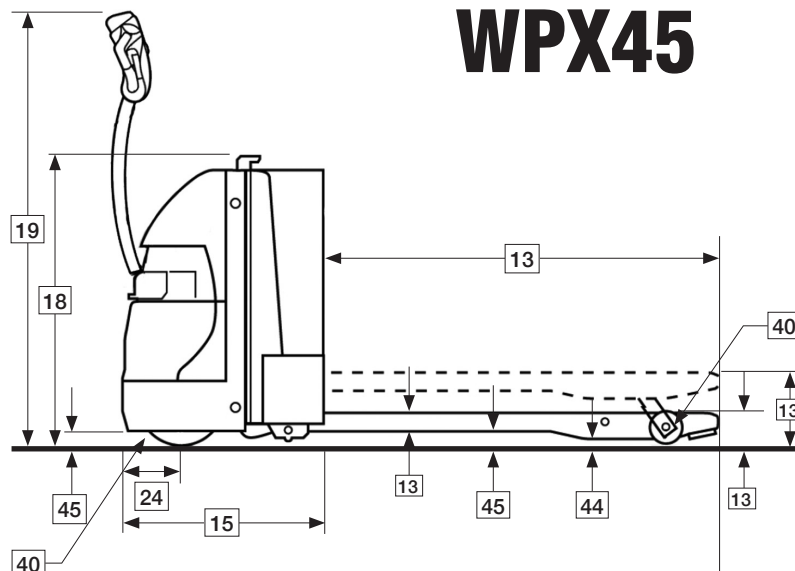
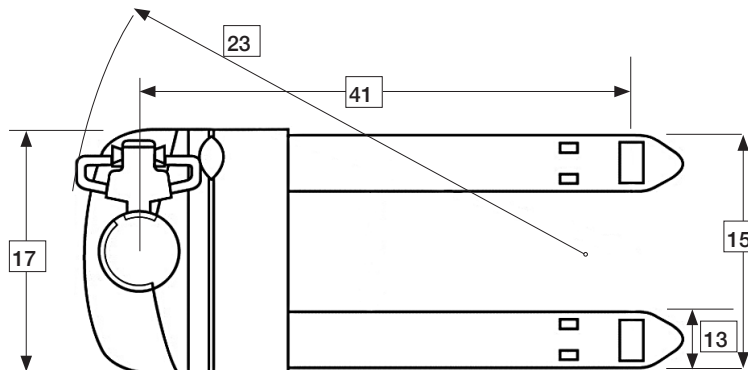
Standard truck meets all applicable mandatory requirements of Part III-ANSI/ITSDF B56.1 Safety Standard for Powered Industrial Trucks (latest edition at time of manufacture.)

Users should be aware of, and adhere to, applicable codes and regulations regarding operator training, use, operation and maintenance of powered industrial trucks, including:

- ANSI/ITSDF B56.1
- NFPA 505, fire safety standard for powered industrial trucks - type designations, areas of use, maintenance and operation.
- Occupational Safety and Health Administration (OSHA) regulations that may apply.

Contact your authorized CLARK forklift truck dealer for further information including operator training programs and auxiliary visual and audible warning systems, fire extinguishers, etc., as available for specific user applications and requirements.

Specifications, equipment, technical data, photos and illustrations are based on information at time of printing and are subject to change without notice. Some products may be shown with optional equipment.



STANDARD SPECIFICATIONS

General Information	1	Manufacturer		CLARK
	2	Model	Manufacturer's Designation	WPX 45
	3	Load Capacity		lbs(kg) 4500 (2040)
	4	Load Center		in(mm) 24 (600)
	5	Power Unit	Electric	24 volt
	6	Operator Type		Walkie pallet
	7	Tire Type	Drive/Steer - load	Polyurethane / Polyurethane
	8	Wheels (x=driven)	Front/Rear	1x / 2
Basic Dimensions	13	Fork	Lift height to top of fork	in(mm) 8.2 (208)
			Lowered height at heel/toe	in(mm) 3.25 (83)
			Thickness	in(mm) 2.3 (59)
			Width	in(mm) 6.75 (171)
			Usable length ¹	in(mm) 45.5 (1156)
	15	Overall Dimensions	Length to Fork Face ²	in(mm) 25.4 (645)
			Overall width, forks	in(mm) 27.0 (686)
	17		Width	in(mm) 28.0 (711)
	18		Height	in(mm) 34.5 (876)
	19	Handle Height	Ground to tip of released handle	in(mm) 50.75 (1289)
	23	Turning Radius		in(mm) 68.0 (1727)
24	Head Length	Front of frame to center of drive tire	in(mm) 6.0 (152)	
Perfor.	28	Speeds	Travel Speed, Max w/ Load	mph(kph) 3.5 (5.6)
	29		Travel Speed, Max w/o Load	mph(kph) 3.6 (5.8)
Wt.	34	Service Weight	Including battery ²	lbs(kg) 918 (416)
Chassis	39	Tires	Number, Front/Rear	1 / 2
	40		Size, Front	in(mm) 9.0 X 3.0 (229X76)
			Size, Rear	in(mm) 3.25 X 4.5 (83X114)
			Size, stabilizing casters	in(mm) 3.4 (85)
	41	Wheelbase	With forks lowered ²	in(mm) 64.9 (1648)
	44	Ground Clearance	Minimum without Load	in(mm) 0.4 (10)
	45		At center of wheelbase	in(mm) 1.2 (30)
			At front of frame	in(mm) 2.4 (60)
	46	Service Brake	Type	Regenerative
	47	Parking Brake	Actuation	Auto-Electro Magnetic
		Steering	Type	Pivot arm
Drive Line	48	Battery	Type	AGM/Wet cell
			Max. capacity (5 hr. rate) ²	AH 179/185
			Weight, minimum ²	lbs(kg) 263 (119) /248 (112)
			Weight, maximum ²	lbs(kg) 1400 (635)
	49	Motors, Controls	Drive motor, diameter	in(mm) 7.3 (186)
			Hydraulic motor, diameter	in(mm) 3.35 (85)
			Drive motor control	Zapi ACO inverter
			Speed control	Infinitely variable
			Hydraulic motor control	Contactora
	57	Hydraulic Pressure	For lift	psi 2300

Notes: 1 For 48" X 27" Nominal fork, other fork lengths and widths available, see general data.
2 Specifications shown for small/large battery compartment models.



CLARK: The Innovative and Durable Solution

The design, development, and manufacturing capabilities of CLARK, in combination with an unparalleled focus on customer support, a drive to understand fully each customer's needs in order to then supply the right solution, reflect the key essence of what is CLARK.


With over one million CLARK lift trucks sold around the world, each is a testament to the CLARK time-tested process of designing durable trucks with precise features that meet, if not exceed, the material handling needs of our customers. Our full range of dependable products – from pallet jacks to electric narrow aisle order selectors and up to our big 18,000lb capacity lift trucks – assures end-users CLARK has the solutions for their day-to-day needs.



These solutions built from industry innovations, from the nested I-Beam to a self-activating parking brake to new on-board diagnostics, began the same way: with the needs of our customers foremost in mind. By focusing on how we can improve our customers' material handling processes, we can assure our customers a lift truck designed to be the right solution for their needs.

When you bring it all together – an extensive research and development process, state-of-the-art manufacturing capabilities, and a superior dealership network – you have a company dedicated to delivering leading edge products for both today and far into the future. More reasons why CLARK is Built to Last®.

"CLARK, TOTALIFT, Powrworker and Built to Last are registered in the U.S Patent and Trademark office. The "Hot Yellow Green" also known as "CLARK Green" is a trademark registered in the U.S Patent and Trademark office."



59-894-2043

CLARK MATERIAL HANDLING COMPANY
North American Headquarters
700 Enterprise Drive • Lexington, KY 40510
866-252-5275 • www.clarkmhc.com

WPX45
59-894-2043 Printed in USA OTP0820500
© 2020 CLARK Material Handling Company