

CLARK

C15

15/18/20s



Max Load Capacity
3000 / 3500 / 4000 lbs.
(1500 / 1800 / 2000 kg)

CLARK



- With four turns lock-to-lock the **hydrostatic power steering** provides the operator with excellent maneuverability and ease of control.

- The **operator compartment** is supported on specially engineered isolating mounts, reducing the amount of engine noise and vibration transmitted to the operator ensuring a more comfortable ride.

- Nested upright rails provide positive rail interlock and a narrow “column” to **maximize the vision window**. The overhead guard safety bars run parallel to the operator’s line of sight resulting in a **clear, unobstructed view**. Nested I-Beam mast design provides maximum rigidity when fully extended.

- Low, open foot steps with **traction plates** make entry/exit quick, easy, and safe.



- **Highly Maneuverable**
- **Easily Serviceable**
- **Extremely Dependable**

The GEN2 C15-Series extends the CLARK history of building the best forklifts through evolutionary steps in ergonomics, power, safety, durability and performance. These narrow-width models, designed for distribution, manufacturing and warehousing of all types, are well-suited for the toughest applications.

Smooth Control + Easy Operation =
Operator Confidence & Optimum Comfort

98%

The two-stage engine air filter removes 98% of incoming dust particles.

- A comprehensive engine design integrating **multi-point sequential injection, dual overhead cams, four valves per cylinder, 10.5:1 high-compression** and **low friction diamond-like coating on cams & lifters** delivers improved power and efficiency.
- The GEN2 series is designed to tackle any task placed in its path. The open-core radiator provides maximum cooling of the engine, transmission and axle in the harshest environments and the most demanding applications.

**Maximum Visibility + Minimum Fatigue =
Increased Safety & Product Integrity**



- **THE CLARK PartsPRO® SYSTEM** is our industry-leading electronic parts and service documentation tool providing dealers with a quick and accurate method of identifying parts for every CLARK forklift built since 1961.

PartsPRO® PLUS ensures the availability of the most current technical information and has the unique capability to create parts manuals specific to your mixed CLARK fleet, making it simple to identify and order the correct part(s) from your local CLARK dealer.

PartsPRO® PLUS The right CLARK part —
The First Time, Every Time.

**DEPENDABLE PARTS =
DEPENDABLE TRUCKS**

Operator Restraint System

Reflecting 18 months of development and testing and compliant with ANSI B56.11.8, this seat combines operator comfort, productivity and safety.

- Improved seat switch technology prevents inadvertent neutral shift
- Easy to service and replace seat parts as needed
- Meets industry vibration standards, meaning less vibration on the operator
- Seat adjustment totaling inches fore and aft
- 2.4 inches of vertical travel.
- Larger weight range and seating area to accommodate nearly all body types
- Easy-to-see, high-visibility orange seat belt
- New easy-access seatbelt system
- Manual suspension adjuster for improved comfort



C15 STANDARD FEATURES & BENEFITS



PARKING BRAKE

■ Simple & Error Proof

- Foot-applied brake can be released by hand or foot
- Transmission disengages when parking brake is set preventing driving against brakes
- Horn will sound if brake is not set after 3 seconds from when the engine is shut off

HYDRAULIC SYSTEM

■ Maximum Horsepower

- Uses a load-sensing flow control valve for steering to reduce horsepower loss and heat buildup

■ Optimum Performance of Attachments

- The main hydraulic valve incorporates adjustable flow controls for tilt and auxiliary functions

■ Sectional Design

- Allows for easy addition of extra functions and simplifies service

■ Upright Mounted Load Lowering Valve

- Controlled lowering speed independent of load speed



THE POWER BEHIND THE PUNCH

■ Field-Proven 2.0L PSI LPG Engine

- Tier-4 final
- Premium camshaft and balance shaft belts
- Balancer shafts
- Four valves per cylinder
- Coil-on plug ignition

■ Auto Shut Down


- Protects your investment in the event of low engine oil pressure, excessive engine coolant or high transmission oil temperatures

■ EPA Compliant

- Engine meets low emission requirements


Available Equipment

- Mirrors
- Sideshifters
- Strobe lights
- Backup alarm
- Rear work light
- Auxiliary valves
- Turn signal lights
- Hose adaptations
- Combination stop/tail/backup lights
- Hydraulic control options
- Bottler's tilt
- Tire options
- Travel speed limit
- Convenience console
- Air cleaner safety element
- Pre-cleaner, overhead guard mounted
- Suspension seat, vinyl and cloth
- Reduced height overhead guard
- Swing-down LPG tank bracket



ONE-PIECE FRAME

- Heavy duty, welded, and formed steel plate design protects from impact damage and extends the life of the truck
- An integral hydraulic sump, with remote breather provides cooling for hydraulics in tough applications




STEERING AXLE

■ Rugged Design

- Linkage pivot pins have a “double shear” design to withstand impact without loosening or breaking

■ Simple Axle Design

- Double-ended cylinder provides steering force



RUGGED UPRIGHT AND CARRIAGE

■ I-Beam Construction

- Maximizes visibility and stiffness, allows for internal hosing and cable
- Six carriage rollers and two side-thrust rollers minimize deflection and sideplay, reduce roller contact stress and extend component life
- Hydraulic cushioning valves provide silent staging of the rails to reduce shock during both lifting and lowering

■ Shimmable, Sealed & Canted Load Rollers

- Maximize load distribution & reduce free play



DASH DISPLAY

■ Microprocessor

- Monitors the condition of truck systems as well as controlling their functions
- Controls neutral starting and prevents cranking while the engine is running

■ Gauges

- Engine coolant temperature

■ LCD Display

- Hourmeter and maintenance interval are displayed on the LCD screen

■ LED Lights Indicate

- High transmission temperature
- Low engine oil pressure
- Alternator charge
- Fuel system malfunction
- Park brake applied
- Maintenance required
- Seat belt – Optional

■ Push Switches

- Headlight and optional worklights are controlled with push switches



OPERATOR COMPARTMENT

■ Optional Fully Adjustable Seat

- 2.4” Vertical travel
- 6” fore / aft adjustment
- Contoured for support
- Non-cinching, retractable seat belt

■ Thick Molded Floor Mat

- Reduces vibration and noise level
- Improves operator comfort

■ Minimal Arm Fatigue

- Electronic directional controls enable true fingertip operation

■ Tilt Steering Column

- Adjusts to suit operator & easier entry/exit

GENERAL DATA & STANDARD DIMENSIONS

Upright Table

Maximum ¹ Fork Height		Overall Height Lowered		Free Lift ³ w/o LBR		Standard ² Tilt Spec B°/F°
in	mm	in	mm	in	mm	
C15/18/20s						
Standard						
89	2265	68	1730	4.3	108	8/8
100	2545	74	1870	4.3	108	8/8
110	2795	79	1995	4.3	108	8/8
121	3085	84	2140	4.3	108	8/8
• 129	3285	88	2240	4.3	108	8/8
143	3640	95	2417	4.3	108	8/8
160	4070	106	2690	4.3	108	5/6
172	4365	114	2890	4.3	108	5/6
183	4655	121	3085	4.3	108	5/6
203	5145	134	3415	4.3	108	5/3

C15/18/20s						
Triple Stage						
156	3970	74	1870	49	1238	5/6
171	4345	79	1995	54	1363	5/6
• 188	4780	84	2140	59	1508	5/6
204	5185	90	2290	65	1658	5/3
213	5400	94	2380	69	1748	5/3
219	5565	96	2450	72	1818	5/3
225	5720	99	2515	74	1883	5/3
237	6015	104	2640	79	2008	5/3
255	6470	111	2830	87	2198	3/3
279	7075	121	3085	97	2453	3/3

C15/18/20s						
Hi-Lo						
115	2925	79	1995	54	1379	8/8
• 127	3215	84	2140	60	1524	8/8
138	3515	90	2290	66	1674	8/8
145	3695	94	2380	69	1764	8/8
150	3810	96	2450	72	1834	8/8

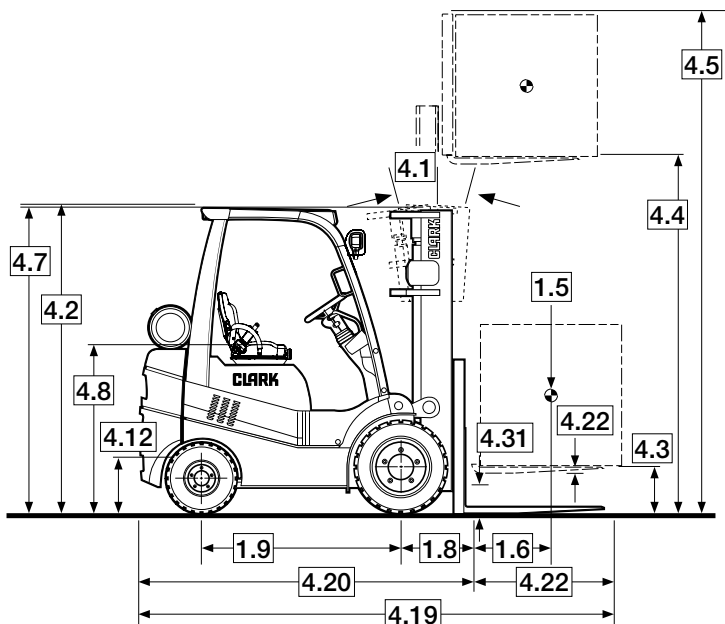
* Indicates Common Preferred Spec

¹ For overall height raised with load backrest, add 48 in. (1220 mm) to maximum fork height.

² Standard tilt shown. Contact CLARK representative for information on optional tilt.

³ Freelift dimensions shown are without load backrest.

Other uprights available, contact a CLARK representative.



Notes

Production engines and driveline components may vary in output and/or efficiency by ±5%. The performance shown represents nominal values which may be obtained under typical operating conditions of a machine.

ANSI/ITSDF and Insurance Classification

Standard truck meets all applicable mandatory requirements of Part III-ANSI/ITSDF B56.1 Safety Standard for Powered Industrial Trucks and Underwriters Laboratories requirements as to fire hazard only for D and LP classifications. For further information contact a CLARK representative.

Users should be aware of, and adhere to, applicable codes and regulations regarding operator training, use, operation and maintenance of powered industrial trucks, including:

- ANSI/ITSDF B56.1
- NFPA 505, fire safety standard for powered industrial trucks - type designations, areas of use, maintenance and operation.
- Occupational Safety and Health Administration (OSHA) regulations that may apply.

Contact your authorized CLARK forklift truck dealer for further information including operator training programs and auxiliary visual and audible warning systems, fire extinguishers, etc., as available for specific user applications and requirements.

Specifications, equipment, technical data, photos and illustrations are based on information at time of printing and are subject to change without notice. Some products may be shown with optional equipment.

& Don't Forget... Safety Starts With You!

Before operating a lift truck, an operator must:

- Be trained and authorized
- Read and understand operator's manual
- Not operate a faulty lift truck
- Not repair a lift truck unless trained and authorized
- Have the overhead guard and load backrest extension in place
- Perform daily inspections

During operation, a lift truck operator must:

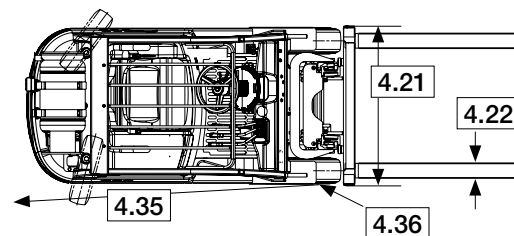
- Wear a seat belt
- Keep entire body inside truck cab
- Never carry passengers or lift

people

- Keep truck away from people and obstructions
- Travel with lift mechanism as low as possible and tilted back
- Allow safe stopping distance and come to a complete stop before leaving operator compartment

To park a lift truck, an operator must:

- Completely lower forks or attachments
- Shift into neutral
- Turn key off
- Set parking brake



For corresponding data see Specification Chart

Specifications	1.1	Manufacturer		CLARK	CLARK	CLARK
	1.2	Manufacturer's Designation		C15L	C18L	C20sL
	1.3	Drive unit Diesel, L.P. Gas		LPG	LPG	LPG
	1.4	Operator type stand on / driver seated		Rider-Seated	Rider-Seated	Rider-Seated
	1.5	Load capacity / rated load	lbs(kg)	3000 (1500)	3500 (1800)	4000 (2000)
	1.6	Load center distance	in(mm)	24 (500)	24 (500)	24 (500)
	1.8	Load center distance, center of drive axle to fork face	in(mm)	STD 15.4 (392) TSU 15.5 (395)	STD 15.4 (392) TSU 15.5 (395)	STD 15.4 (392) TSU 15.5 (395)
	1.9	Wheelbase	in(mm)	55.1 (1400)	55.1 (1400)	55.1 (1400)
	Weight	2.1	Service weight	lbs(kg)	STD 6140 (2785) TSU 6507 (2952)	STD 6633 (3009) TSU 7001 (3176)
2.2		Axle loading, loaded front / rear	lbs(kg)	STD 7960/1180 (3733/552) TSU 8397/1110 (3933/519)	STD 8690/1443 (4166/643) TSU 9128/1373 (4100/573)	STD 9458/1499 (4449/707) TSU 9890/1435 (4210/610)
2.3		Axle loading, unloaded front / rear	lbs(kg)	STD 2815/3325 (1277/1508) TSU 3247/3260 (1473/1479)	STD 2687/3946 (1219/1790) TSU 3119/3882 (1415/1761)	STD 2590/4367 (1175/1981) TSU 3022/4303 (1371/1952)
Tires	3.1	Tire type		Pneumatic	Pneumatic	Pneumatic
	3.2	Tire size, front	in	6.50x10-12PR	6.50x10-12PR	6.50x10-12PR
	3.3	Tire size, rear	in	5.00x8-10PR	5.00x8-10PR	5.00x8-10PR
	3.5	Wheels, # front / rear (x = drive wheels)		2X/2	2X/2	2X/2
	3.6	Tread, front	in(mm)	35.0 (890)	35.0 (890)	35.0 (890)
	3.7	Tread, rear	in(mm)	35.0 (890)	35.0 (890)	35.0 (890)
	Dimensions	4.1	Tilt of upright / fork carriage, back / forward, a/b	degrees	STD 8/8 TSU 5/6	STD 8/8 TSU 5/6
4.2		Height, upright lowered	in(mm)	STD 88.1 (2240) TSU 84.2 (2140)	STD 88.1 (2240) TSU 84.2 (2140)	STD 88.1 (2240) TSU 84.2 (2140)
4.3		Freelift	in(mm)	STD 4.3 (110) TSU 59.3 (1508)	STD 4.3 (110) TSU 59.3 (1508)	STD 4.3 (110) TSU 59.3 (1508)
4.4		Lift height	in(mm)	STD 129 (3285) TSU 188 (4780)	STD 129 (3285) TSU 188 (4780)	STD 129 (3285) TSU 188 (4780)
4.5		Height, upright extended	in(mm)	STD 177 (4496) TSU 236 (5994)	STD 177 (4496) TSU 236 (5994)	STD 177 (4496) TSU 236 (5994)
4.7		Height overhead guard	in(mm)	83.5 (2120)	83.5 (2120)	83.5 (2120)
4.8		Seat height	in(mm)	45.8 (1163)	42.2 (1072)	42.2 (1072)
4.12		Coupling height	in(mm)	11.7 (298)	11.7 (298)	11.7 (298)
4.19		Overall length	in(mm)	STD 128.8 (3271) TSU 128.9 (3274)	STD 130.5 (3316) TSU 130.7 (3319)	STD 132.2 (3358) TSU 132.3 (3361)
4.20		Length to face of forks	in(mm)	STD 86.7 (2201) TSU 86.8 (2204)	STD 88.2 (2241) TSU 88.3 (2244)	STD 90.1 (2288) TSU 90.2 (2291)
4.21		Width	in(mm)	42.1 (1070)	42.1 (1070)	42.1 (1070)
4.22		Fork dimensions	in(mm)	1.4x4x42 (35x100x1070)	1.4x4x42 (35x100x1070)	1.5x4x42 (40x100x1070)
4.23		Fork carriage		Hook Type	Hook Type	Hook Type
4.24		Fork carriage width	in(mm)	41.0 (1042)	41.0 (1042)	41.0 (1042)
4.31		Ground clearance minimum, loaded	in(mm)	4.72 (120)	4.72 (120)	4.72 (120)
4.32		Ground clearance center of wheelbase	in(mm)	4.8 (124)	4.8 (124)	4.8 (124)
4.34		Right Angle Stack (add load length and clearance)	in(mm)	STD 97.9 (2465) TSU 97.1 (2468)	STD 98.9 (2513) TSU 99.0 (2516)	STD 100.2 (2546) TSU 100.3 (2549)
4.35		Outside turning radius	in(mm)	81.6 (2073)	83.5 (2121)	84.8 (2154)
4.36	Inside turning radius	in(mm)	6.6 (168.2)	6.6 (168.2)	6.6 (168.2)	
Performance	5.1	Travel speed loaded / unloaded	mph(kph)	10.8 / 11.4 (17.4 / 18.4)	10.7 / 11.4 (17.2 / 18.4)	10.6 / 11.0 (17.0/17.7)
	5.2	Lift speed loaded / unloaded	fpm(ms)	STD 132/134 (0.67/0.68) TSU 126/128 (0.64/0.65)	STD 130/134 (0.66/0.68) TSU 124/128 (0.63/0.65)	STD 128/134 (0.65/0.68) TSU 122/128 (0.62/0.65)
	5.3	Lowering speed loaded / unloaded	fpm(ms)	STD 88/82 (0.45/0.42) TSU 84/79 (0.43/0.40)	STD 88/82 (0.45/0.42) TSU 84/79 (0.43/0.40)	STD 88/82 (0.45/0.42) TSU 84/79 (0.43/0.40)
	5.6	Max. drawbar pull loaded ¹	lbs(N)	3624 (16120)	3642 (16200)	3680 (16369)
	5.8	Max. gradeability loaded / unloaded ¹	%	41.9 / 18.4	36.9 / 18.4	36.1 / 18.5
	5.10	Service brake		Drum	Drum	Drum
Drive Line	7.1	Manufacturer / Type		PSI 4G63	PSI 4G63	PSI 4G63
	7.2	Rated output per SAE J1349	HP/kW @ rpm	49.3 / 36.8 @ 2650	49.3 / 36.8 @ 2650	49.3 / 36.8 @ 2650
	7.3	Rated speed	rpm	2650	2650	2650
	7.4	No. of cylinders / displacement	# / cu. in. (Liters)	4 / 122 (2)	4 / 122 (2)	4 / 122 (2)
8.2	Operating pressure for attachments	psi/bar	2030 / 140	2030 / 140	2030 / 140	
8.4	Sound level, driver's ear	dB(A)	83	83	83	

Notes: ¹ Assumes Traction Coefficient of .6



CLARK: The Innovative and Durable Solution

The design, development, and manufacturing capabilities of CLARK, in combination with an unparalleled focus on customer support, a drive to understand fully each customer's needs in order to then supply the right solution, reflect the key essence of what is CLARK.


With over one million CLARK lift trucks – from pallet jacks to electric narrow aisle order selectors and up to our big 18,000lb capacity lift trucks – assures end-users CLARK has the solutions for their day-to-day needs.



These solutions built from industry innovations, from the nested I-Beam to a self-activating parking brake to new on-board diagnostics, began the same way: with the needs of our customers foremost in mind. By focusing on how we can improve our customers' material handling processes, we can assure our customers a lift truck designed to be the right solution for their needs.

When you bring it all together – an extensive research and development process, state-of-the-art manufacturing capabilities, and a superior dealership network – you have a company dedicated to delivering leading edge products for both today and far into the future. More reasons why CLARK is Built to Last®.

"CLARK, TOTALIFT, Powrworker and Built to Last are registered in the U.S Patent and Trademark office. The "Hot Yellow Green" also known as "CLARK Green" is a trademark registered in the U.S Patent and Trademark office."



59-894-0427

CLARK MATERIAL HANDLING COMPANY
North American Headquarters
700 Enterprise Drive • Lexington, KY 40510
866-252-5275 • www.CLARKmhc.com

C15/18/20s
59-894-0427 Printed in USA OTP08201.25M
© 2020 CLARK Material Handling Company